

I AM NOT A CHAIR!

BY ROSS BURACH


ABOUT THE BOOK

Could there be anything worse for Giraffe? Maybe being sat on by a skunk or smooshed by two hapless hippos, or worst of all—cornered by a hungry lion? No one seems to notice that Giraffe is not standing around just to be sat upon. Will he be able to find his voice and make his friends realize who he really is?

STORYTIME ACTIVITIES

- **HAVE A SEAT!:** Giraffe makes a chair out of wood. In pairs or small groups, challenge the children to design a small model for a chair of their own. Provide each group with a different material, such as wooden blocks, interlocking cubes, Lego blocks, cardboard, or pattern blocks. When the chairs are created, display them so the children can see the many different ways to create and collaborate.
- **HOW DO YOU MEASURE UP?:** Discuss some names for animal groups (e.g. flock of birds, pride of lions, school of fish) and teach the children that a group of giraffes is called a “tower.” Then use a tape measure to record the height of each child. Cut a thin piece of roll paper for each child’s height, and have the children paint a giraffe that will be as tall as them. Display the paintings along a wall with the heading, “A Tower of Giraffes.”
- **DOT DESIGNS:** The human thought Giraffe fit perfectly in his home because Giraffe’s spots matched the polka-dot décor. Give children paint daubers, markers, or small paper circles to make dot designs or pictures.
- **PROBLEM SOLVED:** After reading the story, discuss why the characters in the book think that Giraffe is a chair. If you were Giraffe, how would you solve this problem? Discuss ways that Giraffe could have informed his jungle friends that he was NOT a chair!
- **TEXT FEATURES:** Point out the many ways the author changed the text so that readers know when to change their voice. Look for large, bold, capital letters (“CHAIR? I AM NOT A CHAIR!”), sound words (“OOOMPH! WOBBLE WOBBLE! SMASH!”), repeated letters (“EEEEENOUGH!!” and “E-e-excuse me.”), and segmented sentences (I. AM. NOT. A. CHAIR!). Practice reading these sentences aloud with the children, and have them explain why the author chose to use that text feature.





LET'S GO ON A WORD SAFARI!


Find Giraffe's newest zoo friends and circle their names in the puzzle below!

WORD SEARCH

- | | |
|----------|---------|
| ANTELOPE | RABBIT |
| RHINO | BUFFALO |
| GIRAFFE | SKUNK |
| TURTLE | FROG |
| MONKEY | ZEBRA |

G G X R M A O E C U Y C B T K
 S I S Z W N N P L Z D U Y I Z
 B R G K I V Y T O T F W Y B A
 I A P H U L N C E F R V I B G
 Z F R N U N N K A L K U R A O
 Q F I M S V K L Z G O O T R Y
 R E C S U N O P D Z Y P T R N
 C A U P Y Q Q H I E G B E I K
 D A Z J Y Q A R Q U H F O V U
 S C G Q C K E T R K J A S B F
 M U Z E B R A H W N K K S M R
 E H U J L Y W J Z Z X F T R O
 D Y E K N O M R O X M R L M G
 F K V Y E N P J X V P E N F Z
 O Y H E B I T A C W M X E P R

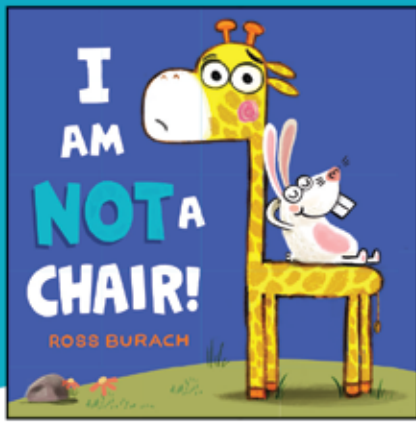




GOING DOTTY WITH GIRAFFE!

The human thought Giraffe fit perfectly in his home because Giraffe's spots matched the polka-dot decorations in his house. What other things around your house have polka-dot patterns? What other things would you decorate with Giraffe's polka-dots? Draw them (polka-dots and all) in the space below!





WHO IS SITTING ON GIRAFFE?

Draw who you think might mistake Giraffe for a chair!
Is it a lion, a zebra, or something else...?

